

Scaled data based on original data using
LM-79-08 Approved Method: Electrical and Photometric Measurements of Solid-
State Lighting Products

Test Report Prepared for
Cooper Lighting Solutions
(formerly Eaton)

Brand: McGRAW-EDISON

Report Number: P823470

Luminaire Tested: **TTN-D3-830-U-WQ**

Issue Date: 4/16/2024

Test Information

Test Method: LM-79-08
Report Number: P823470
TEST IS SCALED FROM IESNA LM-79-08 TEST DATA (G2-2312-254-7)
Test Lab: INNOVATION CENTER
Issue Date: 4/16/2024
Manufacturer: COOPER LIGHTING SOLUTIONS (FORMERLY EATON)
Product Line: MCGRAW-EDISON
Catalog Number: TTN-D3-830-U-WQ
Description: TOPTIER NANO LED PARKING GARAGE LUMINAIRE
3000K, 80 CRI LEDS AND WIDE DISTRIBUTION
Light Source: -
Ballast/Driver: -

Summary

Lumens per Lamp: N/A
Luminaire Lumens: 6303 lumens
Efficiency: N/A
Efficacy: 106.5 lumens/watt
Luminous Opening: Circular (Dia: 0.71' x H: 0')
IES Classification: Type V - Short
BUG Rating: B3 - U0 - G2

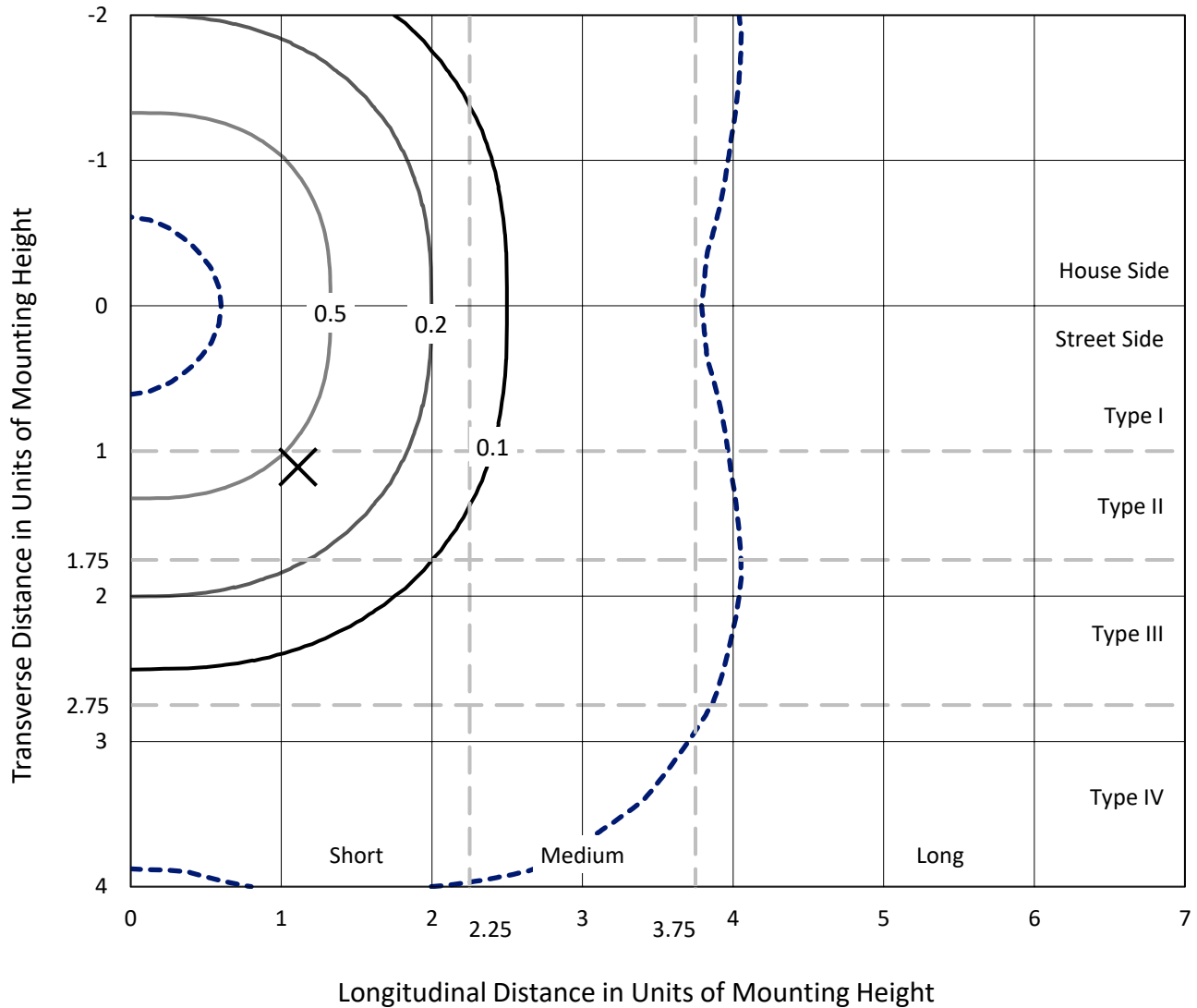
Input Watts (W): 59.2
Input Voltage (V): NR
Input Current (Ain): NR
Voltage Rise (V): NR
Power Factor: NR
Total Harmonic Distortion (THDi): NR
Frequency (hertz): 60
Stabilization Time: NR
Operation Time: NR
Ambient Temperature (°C): NR
Test Distance: 24 FT



REPORT NUMBER: P823470
 CATALOG NUMBER: TTN-D3-830-U-WQ

Iso-Footcandle Lines of Horizontal Illumination

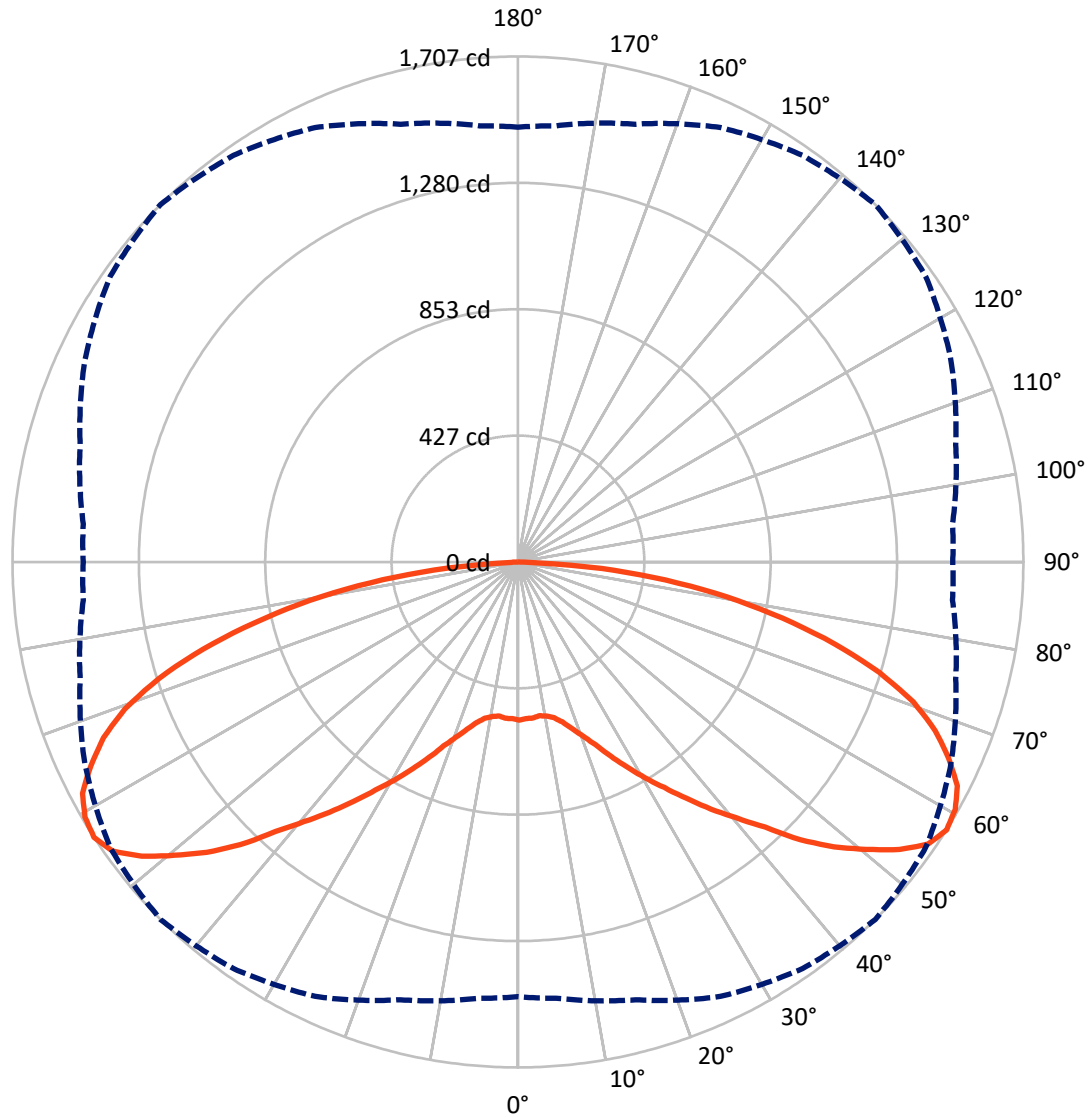
✕ Max cd
 - - - 1/2 Max cd



Based on 25 foot mounting height. Maximum calculated value = 0.9 fc
 Type V - Short - N/A

REPORT NUMBER: P823470
CATALOG NUMBER: TTN-D3-830-U-WQ

Luminous Intensity Polar Plot



— Vertical Plane Through 45-Deg Lateral - - - Horizontal Cone Through 57.5-Deg Vertical

REPORT NUMBER: P823470
 CATALOG NUMBER: TTN-D3-830-U-WQ

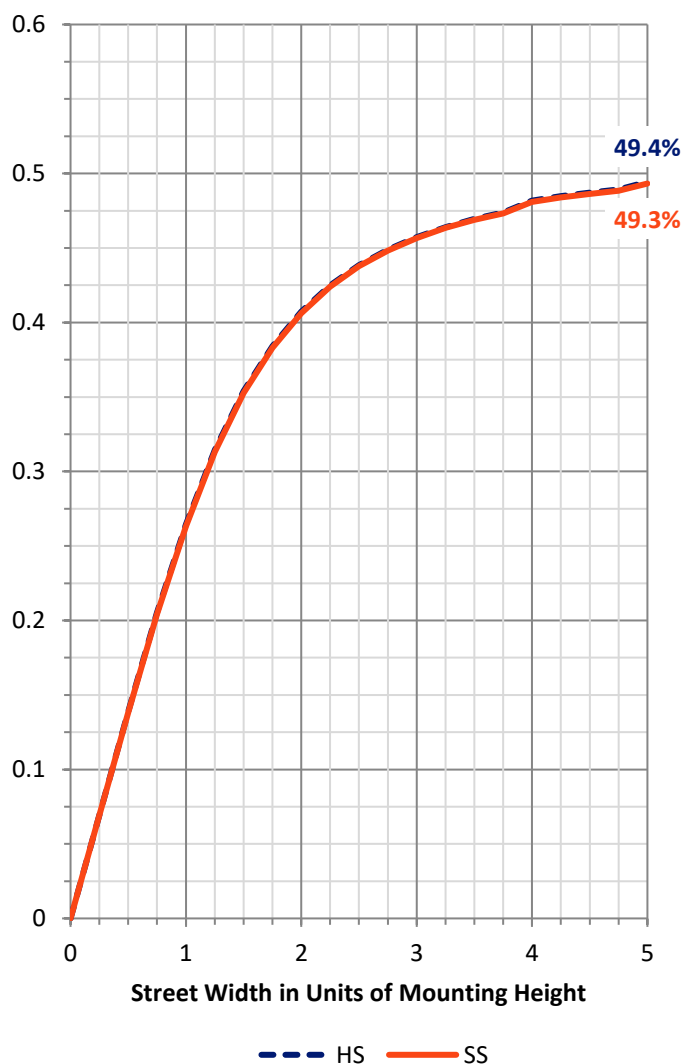
FLUX DISTRIBUTION:

		Downward	Upward	Total
House Side	Lumens	3151.5	0.0	3151.5
	% Fixture	50.0	0.0	50.0
Street Side	Lumens	3151.5	0.0	3151.5
	% Fixture	50.0	0.0	50.0
Total	Lumens	6303.0	0.0	6303.0
	% Fixture	100.0	0.0	100.0

ZONAL LUMENS:

Zone	Lumens	% Fixture
0°-10°	50.2	0.8
10°-20°	160.3	2.5
20°-30°	336.2	5.3
30°-40°	610.0	9.7
40°-50°	994.4	15.8
50°-60°	1391.9	22.1
60°-70°	1453.1	23.1
70°-80°	1038.2	16.5
80°-90°	268.6	4.3
90°-100°	0.0	0.0
100°-110°	0.0	0.0
110°-120°	0.0	0.0
120°-130°	0.0	0.0
130°-140°	0.0	0.0
140°-150°	0.0	0.0
150°-160°	0.0	0.0
160°-170°	0.0	0.0
170°-180°	0.0	0.0
0°-90°	6303.0	100.0
0°-180°	6303.0	100.0

Coefficient of Utilization



REPORT NUMBER: P823470

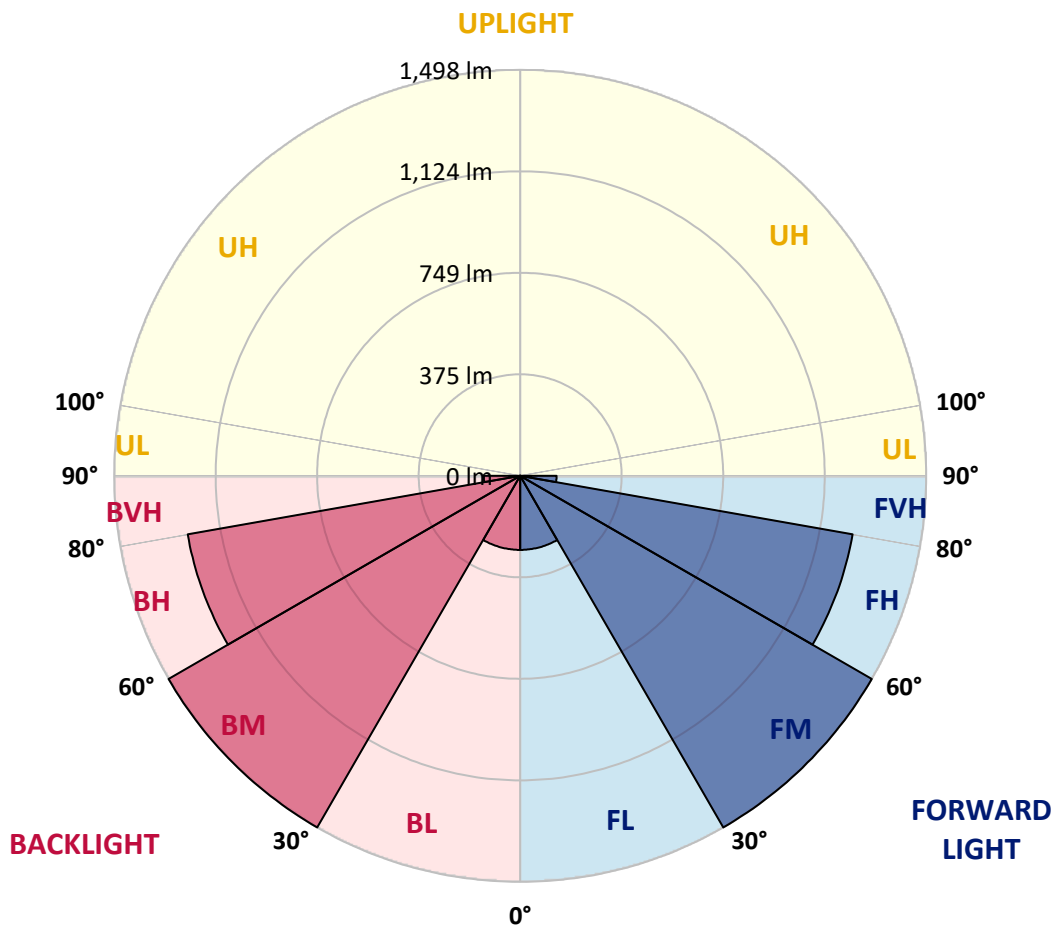
CATALOG NUMBER: TTN-D3-830-U-WQ

LUMINAIRE CLASSIFICATION SYSTEM LUMEN TABLE AND BUG RATING:

Zone	Lumens	% Fixture	Zone Rating/Lumen Limit		
			B	U	G
FL (0°-30°)	273.4	4.3			
FM (30°-60°)	1498.2	23.8			
FH (60°-80°)	1245.7	19.8			G1/1800
FVH (80°-90°)	134.3	2.1			G2/225
BL (0°-30°)	273.4	4.3	B1/500		
BM (30°-60°)	1498.2	23.8	B2/2500		
BH (60°-80°)	1245.7	19.8	B3/2500		G1/1800
BVH (80°-90°)	134.3	2.1			G2/225
UL (90°-100°)	0.0	0.0		U0/0	
UH (100°-180°)	0.0	0.0		U0/0	

BUG Rating: B3-U0-G2

Type V Short





REPORT NUMBER: P823470
 CATALOG NUMBER: TTN-D3-830-U-WQ

CANDELA DISTRIBUTION (FULL):

	0°	5°	15°	25°	35°	45°	55°	65°	75°	85°	90°
0°	534.3	534.3	534.3	534.3	534.3	534.3	534.3	534.3	534.3	534.3	534.3
2.5°	529.1	529.1	529.1	529.1	529.1	529.1	529.1	529.1	529.1	529.1	529.1
5°	529.1	529.1	529.1	529.1	529.1	529.1	529.1	529.1	529.1	529.1	529.1
7.5°	518.7	518.7	523.9	523.9	523.9	523.9	523.9	523.9	523.9	523.9	523.9
10°	518.7	518.7	523.9	523.9	529.1	529.1	529.1	523.9	523.9	518.7	518.7
12.5°	529.1	529.1	529.1	534.3	539.5	539.5	539.5	534.3	534.3	529.1	529.1
15°	544.6	549.8	549.8	555.0	560.2	560.2	560.2	555.0	555.0	549.8	549.8
17.5°	575.8	575.8	575.8	580.9	586.1	591.3	591.3	580.9	580.9	575.8	580.9
20°	606.9	612.1	612.1	617.3	622.4	627.6	622.4	617.3	612.1	612.1	612.1
22.5°	653.6	653.6	658.8	658.8	669.1	669.1	669.1	658.8	658.8	658.8	658.8
25°	705.4	705.4	710.6	715.8	726.2	726.2	721.0	710.6	710.6	710.6	715.8
27.5°	767.7	767.7	772.9	772.9	783.2	783.2	778.1	772.9	772.9	772.9	778.1
30°	824.7	824.7	835.1	840.3	845.5	845.5	845.5	835.1	835.1	829.9	829.9
32.5°	876.6	881.8	887.0	902.5	912.9	907.7	912.9	902.5	892.2	887.0	887.0
35°	933.7	938.9	949.2	964.8	980.4	980.4	980.4	964.8	954.4	944.0	949.2
37.5°	1001.1	1001.1	1016.7	1032.2	1053.0	1058.2	1053.0	1037.4	1021.8	1011.5	1011.5
40°	1073.7	1073.7	1089.3	1104.8	1130.8	1136.0	1130.8	1110.0	1089.3	1084.1	1084.1
42.5°	1146.3	1146.3	1167.1	1182.6	1213.8	1224.1	1213.8	1187.8	1167.1	1151.5	1156.7
45°	1224.1	1229.3	1255.3	1286.4	1322.7	1338.3	1322.7	1291.6	1260.5	1229.3	1229.3
47.5°	1312.3	1312.3	1343.4	1379.8	1421.2	1436.8	1416.1	1384.9	1343.4	1317.5	1317.5
50°	1369.4	1374.6	1416.1	1462.7	1514.6	1525.0	1509.4	1462.7	1416.1	1379.8	1374.6
52.5°	1426.4	1431.6	1478.3	1545.7	1597.6	1613.2	1592.4	1545.7	1478.3	1431.6	1431.6
55°	1462.7	1473.1	1525.0	1597.6	1654.7	1680.6	1649.5	1597.6	1519.8	1467.9	1462.7
57.5°	1467.9	1478.3	1530.2	1618.4	1675.4	1706.5	1680.6	1613.2	1530.2	1473.1	1467.9
60°	1457.6	1462.7	1514.6	1608.0	1675.4	1696.2	1675.4	1602.8	1509.4	1462.7	1452.4
62.5°	1431.6	1442.0	1493.9	1571.7	1649.5	1665.0	1644.3	1566.5	1488.7	1431.6	1421.2
65°	1348.6	1359.0	1436.8	1514.6	1582.0	1597.6	1582.0	1514.6	1431.6	1348.6	1338.3
67.5°	1255.3	1260.5	1338.3	1431.6	1493.9	1519.8	1493.9	1436.8	1333.1	1255.3	1244.9
70°	1156.7	1161.9	1224.1	1322.7	1384.9	1416.1	1390.1	1327.9	1219.0	1151.5	1146.3
72.5°	1042.6	1042.6	1104.8	1182.6	1244.9	1276.0	1255.3	1177.5	1094.5	1027.0	1016.7
75°	887.0	892.2	959.6	1016.7	1084.1	1104.8	1084.1	1021.8	944.0	876.6	866.2
77.5°	726.2	731.4	788.4	835.1	897.4	912.9	897.4	845.5	772.9	715.8	710.6
80°	549.8	555.0	601.7	643.2	695.1	715.8	700.3	648.4	591.3	539.5	523.9
82.5°	357.9	363.1	409.8	440.9	487.6	503.1	492.8	446.1	399.4	347.5	342.3
85°	160.8	166.0	207.5	233.4	269.7	285.3	274.9	233.4	197.1	150.4	140.1
87.5°	15.6	15.6	15.6	15.6	15.6	20.7	20.7	15.6	15.6	15.6	15.6
90°	0.0	0.0	0.0	0.0	0.0	0.0	0.0	0.0	0.0	0.0	0.0

(END OF REPORT)